

WELCOME

TO

KENSHATORI®

OVERLAND CAMPER & CARGO SYSTEMS

BUILT-IN ADVENTURE

The image shows the interior of a Land Rover Defender 110. The cabin is heavily customized with light-colored wood paneling on the walls and ceiling. A long wooden table runs across the front of the cabin, with two bucket seats behind it. The dashboard and steering wheel are visible in the background. Large windows on the right side offer a view of a grassy field and a blue sky. The text "INTRODUCING 'THE WEEKENDER'" is overlaid in a stylized, metallic font.

INTRODUCING "THE WEEKENDER"

A TRULY UNIQUE PRODUCT
FOR THE DEFENDER 110

Thank you for showing interest in what we believe is a truly unique removable overland camper and cargo system for the Land Rover Defender 110 5 door station wagon with 60/40 low back middle row seats.

THE WEEKENDER by KENSHATORI®

This system has been designed to accommodate the requirement for an easy to install and remove system that turns your everyday Defender into a comfortable, ergonomical and functional camper whilst being able to keep in your middle row seats for passengers – great for family adventures.

Turn your Defender into a camper in less than
30 minutes

Ready to sleep or travel in seconds

And back into your everyday vehicle in less than
10 minutes

Made in the UK with 12mm quality Birch Ply and quality fittings and fixtures (requires empty cargo area, 60/40 low back seat spec - pre-Puma)



KENSHATORI

THE WEEKENDER

FROM KENSHATORI®

FIRST MODEL
PROTOTYP OF
THE
WEEKENDER,
FEBRUARY
2024

KEEP IN YOUR MIDDLE ROW SEATS

This is one of the key reasons this system is so versatile and unique.

If you have the original 60/40 low back seats, this system will work in a number of ways –

- **All 3 seats in use**
- **The 60 split (2 seats)**
- **The 40 split (1 seat)**
- **Or, seats folded (none used)**

Even if you have no seats in place, Kenshatori is developing an additional storage system as an optional extra to The Weekender system that will drop into the middle row footwell giving you many more options



THE TALL BOY

The Tall Boy is the leading unit. It can be used on either side with a single hinge change, but it's best to decide before you order.

The unit sits on either rear wheel arch and provides an estimated 192+ litres of storage space between six compartment spaces. The unit can be used as part of the system or as a stand-alone unit – you could even have two Tall Boys – one on either side if you wanted to.

At the top, there is a stuff shelf that's great for stuffing in hats, gloves and High Visibility vest etc.

The top 2 cabinets have been specially designed to hold canned goods but can be used for anything that fits. The doors make great shelves at night for a water glass or for somewhere to keep your smaller items close by.

The two larger compartments sit at window height and give a whopping 48 litres each of storage. There's an inside shelf included too that's height adjustable and also a removable left or right side compartment ideal for a single gas burner stove. The dropdown doors also act as nice eating or laptop tables.



THE TALL BOY

The bottom wheel arch door is split so you can still access the area even when the bed is set up.

The Tall boy comes with a single frame strip for you to attach the hinge to, should you wish to use as a stand-alone unit with a drawer system for example.

All of the top 4 doors have adjustable and removable steel cable stays and all doors use a simple no frills slam latch, keeping the exterior latch free for a clean line look.



THE STUBBY BOX

The Stubby Box is the secondary unit. It can be used on either side as part of the system or as a stand-alone unit. You could even have two Stubby Boxes – one on either side if you wanted to.

The unit sits on either rear wheel arch and provides 21+ litres of storage, not including what is beyond that of the unit in the side panel space of the wheel arch – accessed by the dropdown side doors. A great place with easy access to all your hand tools etc.

Not only does the Stubby Box provide storage, but also it forms part of the spacious sleeping area and is the primary place to keep your bed panels secure and out of the way whilst still allowing easy access to them when setting up for the night. Once the bed panels are removed, you now have a small shelf to use too.

All doors have magnetic stays to make life easier and rattle free.



FRIDGE BOX

OR

GENERAL STORES BOX ?

THE FRIDGE BOX


The Fridge box has been designed to securely house the Alpicool D30 Adventurer 20 litre compressor fridge (*not included*). The design of the box allows you to access the pull drawer fridge from the inside or from the outside with or without the bed in use.

So as not to waste any space, above the fridge sits a handy 50mm high storage tray – great for all your smaller bits and pieces.


When the fridge is not in use, there's also 45 litres of open storage at the front (*fridge door end*). A great place for your footwear, or to use a tub or bag stow.

The unit is also part of your seating and sleeping arrangement.





THE GENERAL STORES BOX



If you're not intending to use a slide fridge, The General Stores Box is a huge storage solution with a whopping 120+ litres of space.

The box is divided into two main compartments to add strength to the seating and sleeping platform and comes with four removable dividers that help with compartmentalising your gear.

It's probably a two-person lift, but the box can be removed with your gear still inside, making it easier to store things in one place at home.





THE FLOOR SYSTEM & THE T-PIECE

The Floor System forms part of the Weekender's foundation. It does not need to be bolted to the floor – instead it uses a castle type locking function that works in conjunction with the Tall Boy and Stubby Box units. This combination of fitment allows the Floor System to stay in place.

The Floor System can accommodate both the Fridge Box and General Stores Box, on either side of which are anchor points for the Head End options.

In addition to the Floor System is the T-Piece. The T-piece is an optional piece of floor that lays beneath the middle row seats and attaches to the Floor System to hold it in place.

This addition not only tidies up the area under your seat but is also a fantastic solution for fixing items like Sub Woofers or Inverters for example without having to drill holes into your vehicle's floor.

Another great feature is the seat bar slots: if you have tired seat bar hinges these may well help keep that 60/40 seat split a little better looking too!

THE HEAD END


The Head End is the foremost part of the sleeping platform and simply hinges up and locks into place with the supplied brackets and bungee cords when your seats are required. When the Head End is down, there is a cavern of potential storage below.

The Head End comes in three options:

- A single piece
- A 60/40 split
- A three-way split (*as shown*)

All three options are available with or without the Rearview Flap – a great option if you still want to use your rearview mirror or if you need to grab something in the rear from the middle row seat.





KEMSHATORI



THE BED PANELS

The Bed Panels are the last piece of the puzzle and complete the sleeping platform.

These removable panels can be stored in two locations when not in use – locked into the Floor System or locked into the Stubby Box shelf.

The latter is the best solution. Not only does this avoid the panels being potentially scratched from foot traffic if stored on the floor but also storing them in this way provides a back rest when you are using the seating area. Furthermore, the panels will provide privacy on the inside from the outside.

Each bed panel has a rn embedded in steel plate allowing it to be magnetically secured in its lying position or upright stored position (*window frame adhesive magnets are supplied*).

INSTALLING YOUR WEEKENDER

For most Defender owners setting up and installing the Weekender system should take less than 30 minutes and less than 10 minutes to take it all out again. For the first set up some basic DIY skills may be necessary.

The system has been designed to use existing fixtures in the Defender to secure it. However, being a Defender, there could be some differences from vehicle to vehicle, but if required these will be easy fixes via some minor alterations to your vehicle or to the system.

The Tall Boy is designed to be a snug fit between the original carpet and headliner – but there is enough flexibility built into the design to overcome any challenges.

To install the system all you will need is the supplied Hexi/Allen key, but when using for the first time you may need some other tools in case you have to make any adjustments as noted above.

There are a few different ways to secure the Tall Boy and Stubby Box:

- via the cargo area seat back mounts
- via the wheel arch seat base mounting holes
- via the internal roof rail (*Tall Boy only*)

Other tools that may be required for installation:

- A drill and drill bits (*metal & wood*), metal file/sanding paper
- A tape measure and marking pen/pencil
- 17mm spanner (*for the seat belt mounting bracket*)
- Riv-Nut tool with 6mm Riv-Nuts

(Please note: an Installation video will be provided with your order.)



HOW MUCH WILL IT COST?

As an **Introductory Offer**, we are offering the first 10 UK mainland customers an exclusive price which includes free delivery and set up. The offer is only available on orders for the complete Weekender system, i.e. the three-way split Head End with The Rearview Flap, The Tall Boy, The Stubby Box, The Floor System, The T-Piece, The Bed Panels and a choice of The Fridge Box (*fridge not included*) or The General Stores Box – all Clear Coat Varnished.

- **INTRODUCTORY OFFER** (with The Fridge Box) **£3750.00** including VAT & Free Delivery
RRP* £4481.40 including VAT plus Delivery
- **INTRODUCTORY OFFER** (with The General Stores Box) **£3860.00** including VAT & Free Delivery
RRP* £4593.00 including VAT plus Delivery

* Prices for individual “Weekender” products range between £192.00 & £1336.00 including VAT plus delivery.

All of the “Weekender” products are made to order. Please allow between 3-5 weeks for Delivery

KENSHATORI

PLACING YOUR ORDER

To order The Weekender, or if you require any further information before ordering, please email:

overland@kenshatori.co.uk


Take a peek at some of our gallery photos on the next three pages







THE WEEKENDER GALLERY



KENSHATORI





KENSHATORI LIMITED

TERMS AND CONDITIONS

TERMS & CONDITIONS

LAST UPDATED: 18/07/2025

Welcome to Kenshatori® Limited (also referred to throughout as “we, “our”, “us”, “The Company”). These Terms and Conditions (“Terms”) govern our customers’ (also referred to throughout as “your”) use of and interaction with all our social media channels, and any related products and services (collectively known as the “Service”). By accessing or using the Service you agree to be bound by these Terms. Please read these Terms & Conditions before you start to use our Service. You may print a copy of our Terms & Conditions for future reference. If you do not agree with any part of these Terms you must not use the Service. Use of the Service assumes full acceptance of these Terms. If you have any questions about these Terms please contact overland@kenshatori.co.uk

DISCLAIMER & CONTENT ACCURACY

Great care has been taken to ensure the information given on our social media channels is correct at the time of publication and is updated as and when necessary, in particular our pricing structure and the fair and accurate descriptions of our products. Please note that any weights, dimensions and capacities of all goods are approximate only. Sizes, weights and colour may vary within a reasonable tolerance from those shown. Please contact us should you have any concerns.

The Service is provided “as is” and “as available” without warranties of any kind, either express or implied.

USE OF THE SERVICE

You must be at least 18 years old or the age of majority to use the Service. You agree to use the Service only for lawful purposes and in accordance with these Terms.

PURCHASING FROM THE SERVICE

A binding contract between you and Kenshatori® Limited will be formed upon confirmation of your order and payment will be due immediately. Order confirmations will be sent via email to the given email address. We do not accept any responsibility for any incorrectly submitted email addresses. It is your responsibility to ensure/verify that your email address is in proper working order and assume the risk for any failures.

PRICING

Prices shown are assumed correct at the time of publication. If a pricing error has occurred that has affected a live order we will notify you as soon as possible and give you the opportunity to cancel or proceed with the order. If you do not respond within ten working days (Monday – Friday), your order will be cancelled and you will not be charged.

INTELLECTUAL PROPERTY

All content, features and functionality on the Service – including text, graphics, logos, images, and software – are owned by Kenshatori® Limited and or by its licensors and are protected by copyright, trademark, and other intellectual property laws globally.

You must not copy any or download any material from our site for any use other than for your own personal use.

You must not modify any downloaded material from our site in any way.

You must not use any illustrations, photos, videos, audio separately from any Kenshatori® Limited accompanying text.

You must not use any material/content from our site for commercial use. Should you do so you are in breach of these terms and your right to use our site will be terminated, and all intellectual material/content – downloaded or printed – must be returned or destroyed.

USER CONTENT

If you submit or upload any content to our Service you automatically grant us a non-exclusive, worldwide, royalty-free licence to use, reproduce, and distribute it for the purpose of operating and improving the Service. You must own or have the right to use any content you submit.

PROHIBITED ACTIVITIES

You agree not to:

- Violate any applicable law or regulation
- Infringe on the rights of others
- Distribute viruses, malware, or other harmful software
- Attempt to gain unauthorised access to our system

THIRD PARTY LINKS

Our Service may include/contain links to third-party websites or services. We are not responsible for the content or practices of any third-party sites. It is your responsibility to read their terms and conditions before you proceed to use their site.

LIMITATION OF LIABILITY

To the fullest extent permitted by law, Kenshatori® Limited shall not be liable for any indirect, incidental, special, consequential, punitive damages, including loss of profits, data, or goodwill.

INDEMNIFICATION

You agree to indemnify, and hold harmless, Kenshatori® Limited and its affiliates, employees, and partners from any claims, damages, or expenses arising from your use of the Service or violation of these Terms.

TERMINATION

We reserve the right to suspend or terminate your access to the Service at our sole discretion, without notice, for conduct that violates these Terms or is otherwise harmful to us or other users.

GOVERNING/APPLICABLE LAW

These Terms are governed by and construed in accordance with the laws of England and Wales without regard to its conflicts of laws principles.

CHANGE TO TERMS

We may update these Terms from time to time. Changes will be effective from when posted on this page/site with the “Last Updated” date revised accordingly. Your continued use of the Service after changes are posted constitutes your acceptance of the revised Terms.

DELIVERY POLICY

All delivery charges will be applied at the checkout stage. All goods will be delivered to the specified delivery address given. Please ensure your delivery address includes a postcode and is correct. You must be present to take receipt of the goods and signing for them will be a pre-requisite of your eligibility for a refund or replacement in the unlikely event that your goods are damaged in transit. (see Damaged Goods section below.) We do our best to deliver your order within the specified time given, but these are not guaranteed. If your delivery is delayed for any reason we or the carrier will inform you.

RETURNS POLICY

NOTE 1: Special order items that are made to order, or products that have been specifically imported at the purchaser’s request, are not eligible for return or refund UNLESS they are damaged upon receipt (see Damaged Goods section below).

NOTE 2: Any return costs are the responsibility of the purchaser.

14-Day Money Back Guarantee

All of our products come with a 14-day money back guarantee as long as one of the following apply:

- You cancel your order *before* it is shipped (with the above exceptions in Note 1) **OR**
- You have received your order **AND**
 - you inform us of your intention to return the goods within 14 days of receipt of the goods.
 - you return the goods – at your own cost – to our warehouse address.
 - you return the goods unopened and undamaged in their original undamaged packaging.
 - you have not damaged any original packaging

Notes

- Refunds will be issued within 14 days for goods returned in perfect order
- We reserve the right to make deductions from your refund to cover any expense we may have occurred during the transaction. This could be as a result of any of the following:
 - The goods are returned by the carrier because no one was available to accept the order
 - The goods are returned by the carrier because the delivery was refused by the recipient

DAMAGED GOODS

When your goods leave our warehouse facility they will be documented as being in perfect order and we and the carrier will sign to this fact, and the carrier must show you this document upon delivery. In the unlikely event your goods are received damaged from transit, you must sign for them as DAMAGED and report this to the carrier upon receipt.

Alternatively, should the carrier not be willing to wait for you to check the condition of the goods, you must let us know within 1 hour of receipt that they are damaged in order to be eligible for a replacement or refund.

RIGHTS OF CANCELLATION

Under the Consumer Contracts (Information, Cancellation and Additional Charges) Regulation 2013, you have a 14-day "cooling-off" period to cancel an order, even if the goods aren't faulty. This is part of the Consumer Contracts Regulations, which also stipulate that the cancellation period starts when the order is placed and ends 14 days after the goods are delivered – with the exception of any and all made to order or products that have been specifically imported at the purchasers request, which are not eligible for cancellation once in process.

No reason needed: You don't need to provide a reason for cancelling during the cooling-off period, but we may ask you for what reason you are returning the goods You remain responsible for the return shipping costs.

Note:

- You must inform us of your wish to cancel an order by emailing us at overland@kenshatori.co.uk
- All made to order items, or products that have been specifically imported at the purchaser’s request, are not eligible for cancellation once in process.
- If you have received your goods before you have cancelled, you must send the goods back undamaged to our warehouse address
- If you cancel any order during transit, do not unpack the goods on receipt. The goods must then be shipped back to in their original packaging to us at your expense.

CANCELLATION BY US

We reserve the right not to process your order if any of the following applies:

- If the information given at time of order is inadequate.
- When payments are consistently refused.
- If we have insufficient stock or that item is no longer available.
- There is evidence of foul play that could harm the Service and its reputation.
- If we suspect that any Kenshatori® Limited made to order products are suspected of being copied.

Should we for any of the above reasons, or any other, not process your order, we will notify you by email. And if appropriate we will issue you a full refund within 14 days.